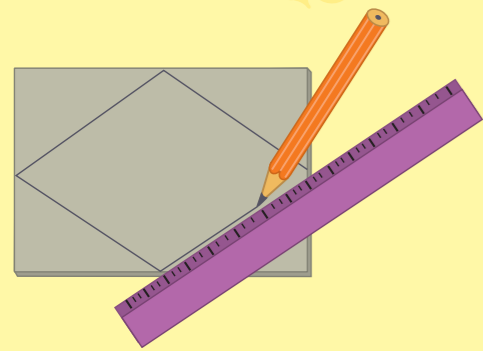


# Party flags

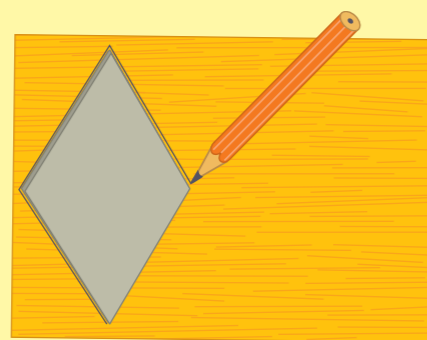
These flags have been decorated with crowns and symbols copied from playing cards.

You could use bright thread or string to hang your flags on.


You can add sparkle to your flags by using shiny paper or putting glitter on them.




1. For a flag template, mark the middle points of each edge of a rectangle of cardboard. Join the dots, then cut out the shape.




2. Place the cardboard template on some bright crêpe paper and draw around it in pencil. Then, cut out the shape.




3. Make several flag shapes, in different shades of crêpe paper, in the same way. Then, fold them all in half, like this.



4. Cut out lots of small crowns, hearts, diamonds and fancy shapes. Glue the shapes to the fronts of the folded flags.



5. Cut out some even smaller shapes and glue them on top of the first ones. Then, unfold all the flags you have made.



6. Spread a flag with glue. Lay a piece of thread over the crease and fold the flag over it. Then, glue the rest of the flags onto the thread.